


‘The Story of a Spanish Stamp’

Take any Spanish stamp and find out the following information:

- when the stamp was issued;
- why the stamp was issued;
- the name of the person, place, object or animal on the stamp;
- information about the person, place, object or animal;
- create an artistic A4 page which includes the above information.





How to find out about a stamp


The best place to start is to look at the stamp with a magnifying glass. Sometimes the year of issue and other information is printed on the stamp.

Look up the stamp in a stamp catalogue (available online and in libraries). The catalogue will inform you of when and why the stamp was issued. The catalogue will also have the name of the person, place, object or animal on the stamp.

Research information using books or websites to find out more about the person, place, object or animal (always check the information is from a reliable source).



The stamp was issued in Spain but the year of issue is not on the stamp. However the words '*1st Centenario Instituto Geografico y Catastral*' appear on the stamp which translates to 100th Anniversary of the Geographical and Statistical Institute. A quick online search provided an article on the history of the institute which started in 1870. Therefore the stamp was issued in 1970.



Create an artistic page using your stamp and information.

Example page

Give the page a title.

Butterflies


Type or write the information.

This stamp was issued in 2011 as part of a set of butterfly stamps. The butterfly shown on the stamp is the *Papilio machaon* with the common name of yellow swallowtail. It is found across Europe, Asia, in the north of Africa and North America. It is common in Spain but only found in a few areas in the UK, mainly in the Norfolk Broads.

The Spanish word for the butterfly is *la mariposa*.

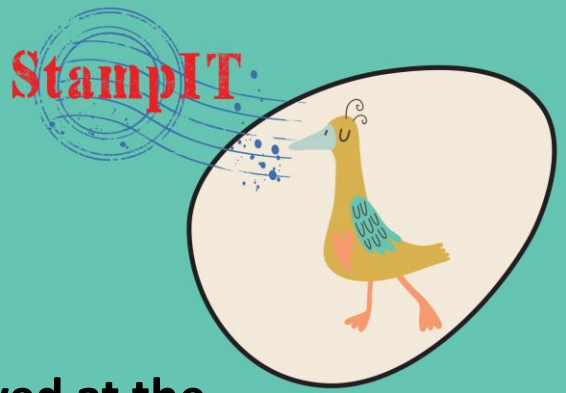
Draw, use stickers or rubber stamps etc. to decorate.

Stick stamp in a suitable place on page. If possible use stamp hinge to attach.



España 2011 0.65€

Draw or find pictures to use in diagrams (check copyright of the pictures and make sure you are allowed to use).



Your stamp page could be displayed at the Scottish Philatelic Congress and you could win a prize!

Teachers, please email good resolution jpegs of the stamp pages to Sandie Robb srobb@rzss.org.uk This competition will continue to run each year, therefore there is no time limit for entries. Entries will be entered as appropriate to the current year competition. Entries encouraged from all age groups.

Please provide parent/guardian permission for the entry, first name of child and school to be mentioned in ASPS and associated partner publications, website and Twitter. The entries will be displayed at the annual Scottish Philatelic Congress.

Teachers will be notified if there are winning entries from their school. Selected winners will receive various craft and stamp materials. An overall first prize will also receive a £20 gift voucher.

This is a fantastic activity which covers many curriculum objectives all starting with just one stamp!

StampIT scottishphilately.co.uk/youth.php

RZSS tinyurl.com/scilangclass

Sandie Robb
ASPS Development Officer
RZSS Language Project Coordinator
@Sandie_Robb #ASPS_StampIT #scilangclass